


How to download Zoom?



You can download the Zoom app for free on your phone, tablet or computer.

You are using a computer or laptop.



To use Zoom on a computer you need.

- A Webcam
- A Speaker
- A Microphone



Most laptops have all these things.



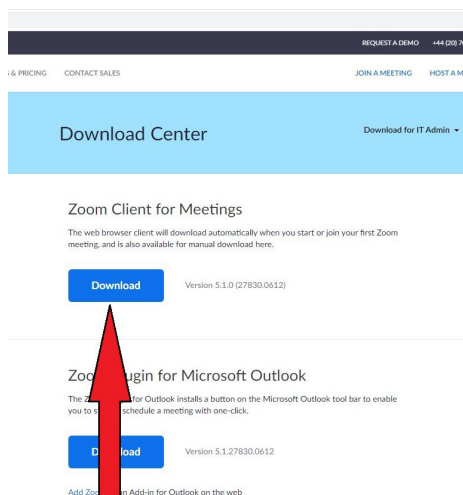
Open your **internet browser**.

An **internet browser** is a programme on you can use on your computer to use the internet.



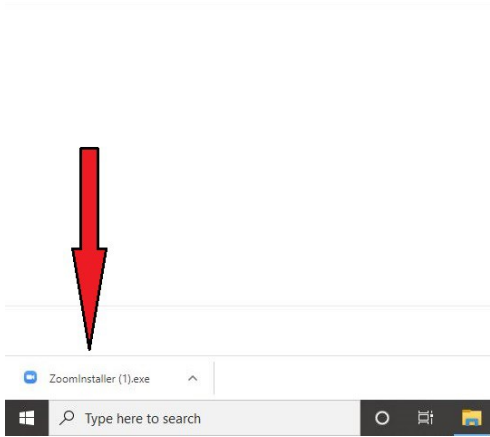
Type **zoom.us/download** into the top of the browser you use.

Press **enter** on your keyboard.



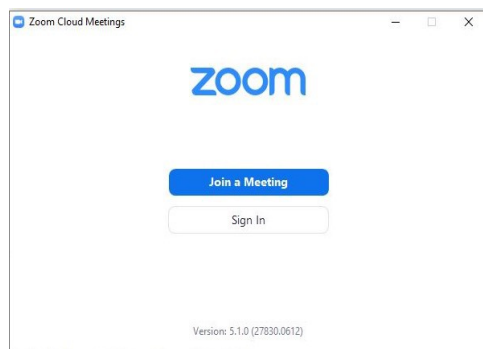
Click on the **Download** button under **Zoom Client for Meetings**.

Zoom Cloud Meetings is the name of the Zoom app.



Click on **Zoominstaller** at the bottom left of screen.

Zoominstaller is your Zoom app installing on your computer.



Your Zoom app has downloaded.



If you need help you can ask a friend or family member to help you.

You can contact **ClearCommunityWeb** for help.
Phone: **07523 646 277**