

## What are the basic controls in Zoom?



You have basic controls you can use in a [Zoom meeting](#).

A [Zoom meeting](#) is when you video chat with people on Zoom.

## You are using a tablet.

In a [Zoom meeting](#) you can:



- Use chat.
- Use reactions.

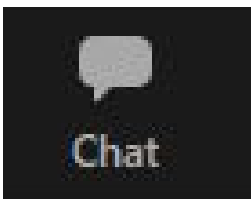


If you do not know how to join a [Zoom meeting](#) read 'How to join a Zoom Meeting'

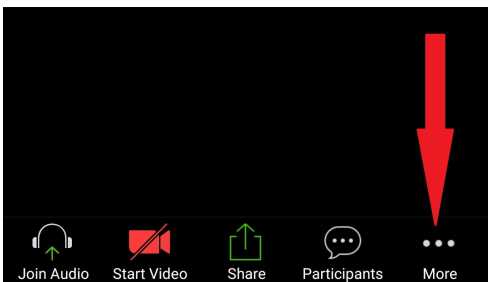
# You want to use chat.



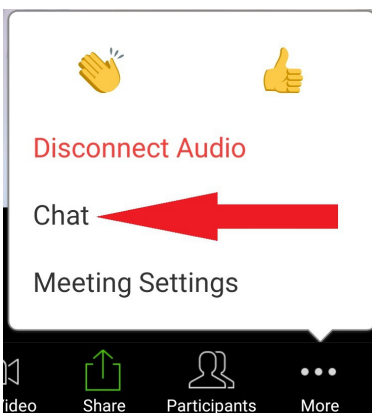
You can use **chat** to send messages to people in a [Zoom meeting](#).



Press the **Chat** button.

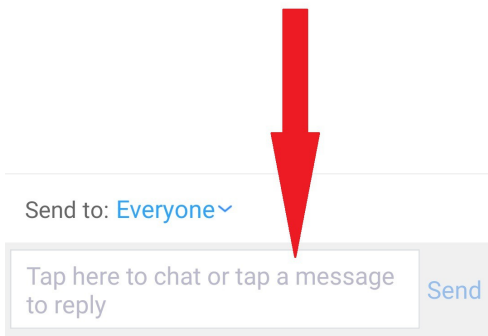


If you cannot see the **Chat** button press the **More** button.

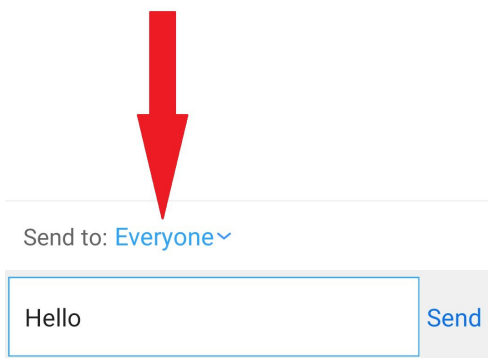


Press **Chat**.

Type a message into the chat box.

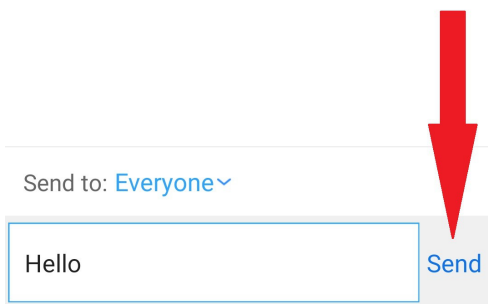


Select which **participant** you want to send the message to.



A **participant** is someone in the meeting.

You can send messages to everyone in the meeting or select a **participant**.



Press **Send**.

Your message has sent.



Ask a friend, family member or support worker if you need help using the Chat.

# You want to use reactions.



You can use send **reactions** in a Zoom meeting.

**Reactions** are images that show you like something.

You can send two reactions on Zoom:




**Thumbs Up**



Or

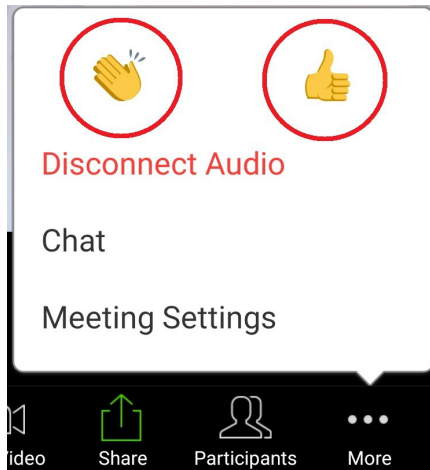
**Clap**



Press the **Reactions** button.



If you cannot see the **Reactions** button press the **More** button.



Press the [reaction](#) you want to send.

Your [reaction](#) has sent.



Ask a friend, family member or support worker if you need help using [Reactions](#).